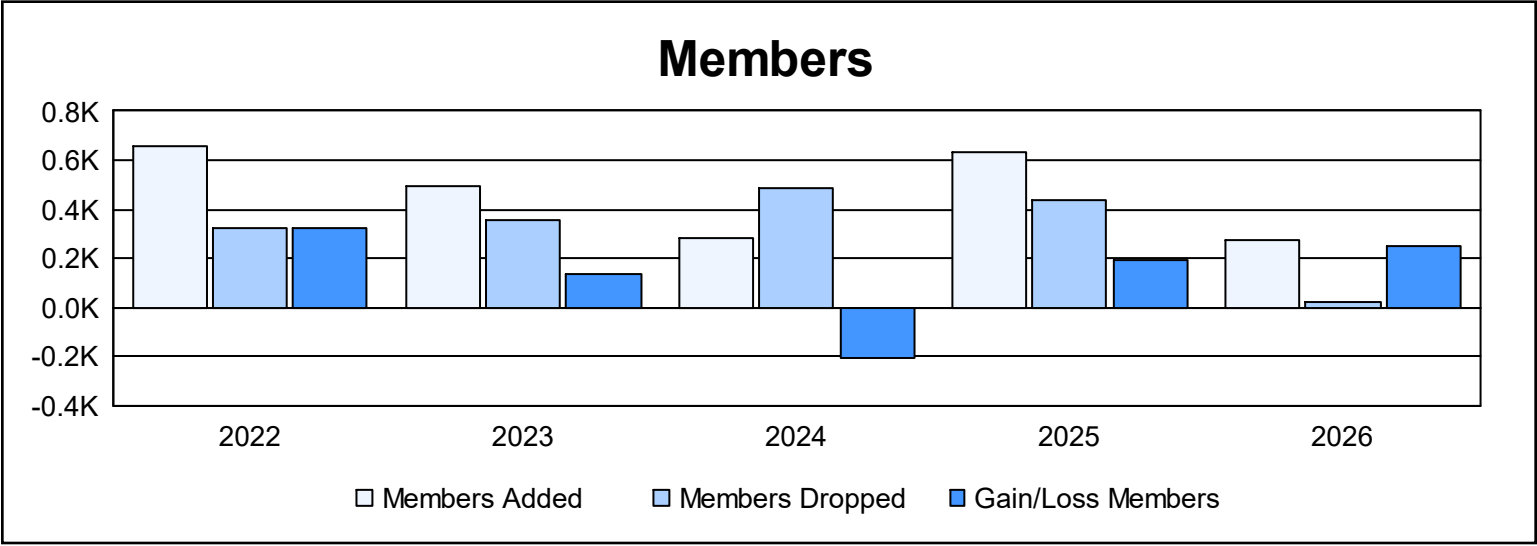
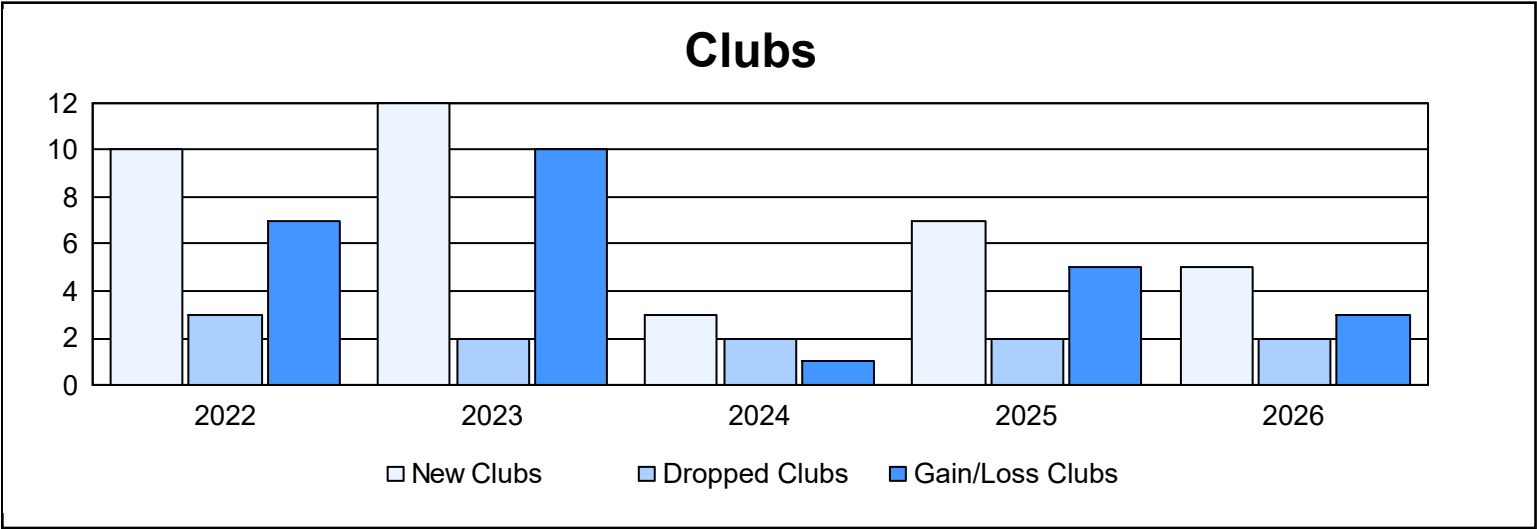
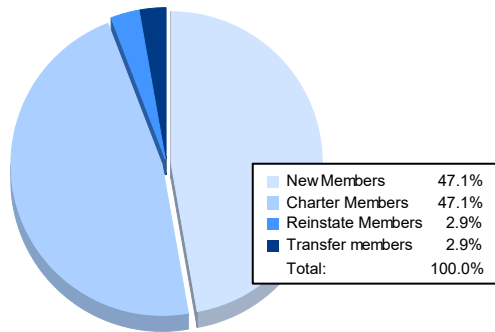


| Year | New Clubs | Dropped Clubs | Gain/ Loss Clubs | New Members | Charter Members | Reinstate Members | Transfer Members | Total Member Added | Total Members Dropped | Gain/ Loss Members |
|-----------|-----------|---------------|------------------|-------------|-----------------|-------------------|------------------|--------------------|-----------------------|--------------------|
| 2021-2022 | 10 | 3 | 7 | 350 | 276 | 23 | 5 | 654 | 327 | 327 |
| 2022-2023 | 12 | 2 | 10 | 218 | 269 | 10 | 1 | 498 | 359 | 139 |
| 2023-2024 | 3 | 2 | 1 | 180 | 73 | 21 | 12 | 286 | 488 | -202 |
| 2024-2025 | 7 | 2 | 5 | 399 | 158 | 35 | 38 | 630 | 436 | 194 |
| 2025-2026 | 5 | 2 | 3 | 130 | 130 | 8 | 8 | 276 | 26 | 250 |
| Average | 7 | 2 | 5 | 255 | 181 | 19 | 13 | 469 | 327 | 142 |



Membership Composition

November 2025 Cumulative



Gender Composition

November 2025 Cumulative

